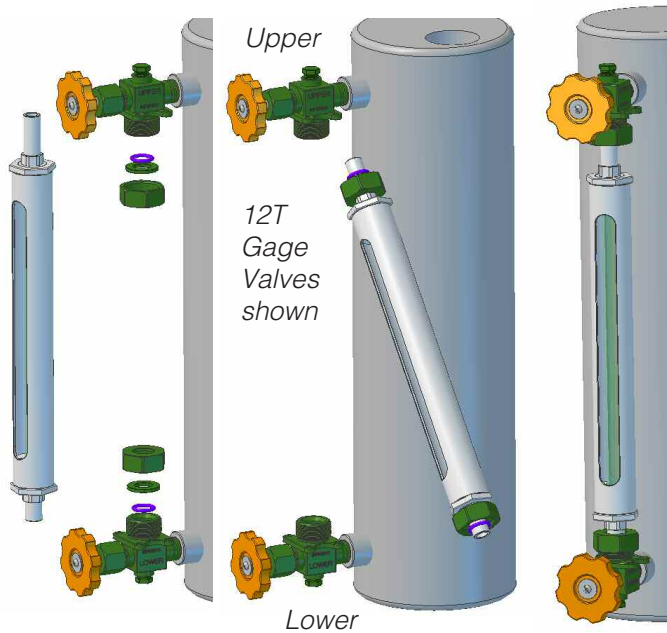


Model TE - Armored Tubular Level Sight Gage

315 PSI @ 150°F 275 PSI @ 400°F (non Steam)

for Oil, Water, Gas... use with tubular gage cocks: 12T, FT-TUB etc

replaces 5/8" diameter bare glass tube



SIZING...

start with Valve Center-to-Center distance on vessel:

for valve Models 12T, FT-TUB, N7A

TE Gage OAL = Valve C-C less 2"

View = Valve C-C less 7.625"

for valve Model 15T

TE Gage OAL = Valve C-C less 1.625"

View = Valve C-C less 7.25"

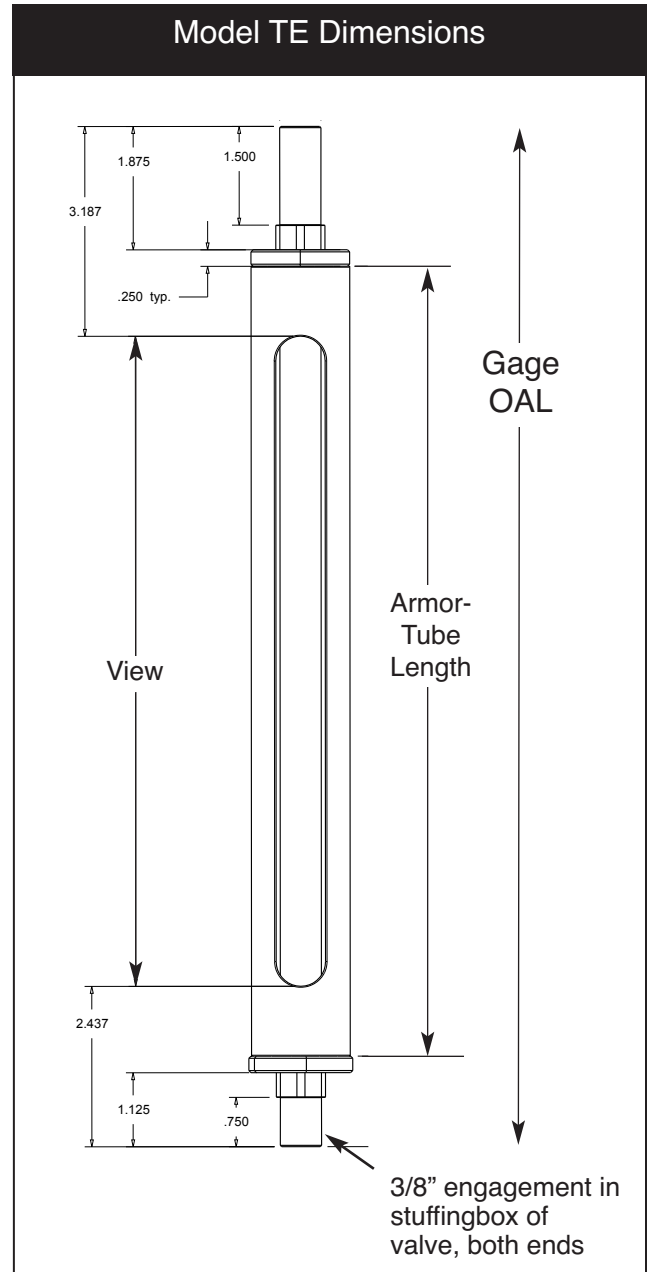
Standard Model TE gage is supplied with a 1-7/8" long Upper Fitting and a 1-1/8" long Lower End Fitting, as shown, so that

Armor Tube Length + 3.5" = OAL

Stock Armor of shorter length may be supplied with longer End Fittings resulting in slightly shorter view length than formula.

Glass Replacement Length = Armor Tube Length less 3/4"

Sizing **TOLERANCE** — When you specify a Gage OAL the actual Vessel C-C can be up to + 1/8" or - 1/4" from nominal. If the gage is too *short* to fit the vessel centers then longer End Fittings can be supplied and changed in the field. Or, the standard 1-7/8" Upper End Fitting can be shortened in the field by up to 3/8" if gage is too *long* for vessel centers.



sample order description:

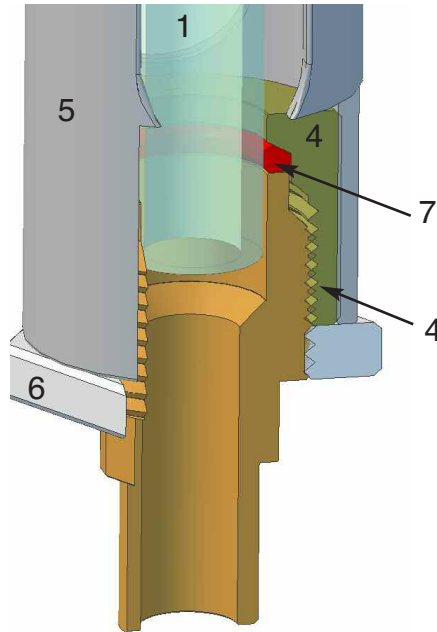

Model TE, 28" OAL
with 12T-CS valves,
for 30" vessel centers
(replacement for 5/8" x
28" bare glass tube)



PAGE TE1

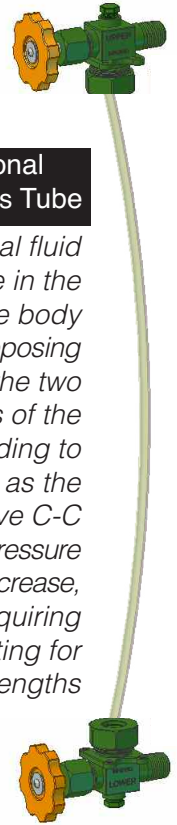
New: 5-25-16

Model TE...How it Works....



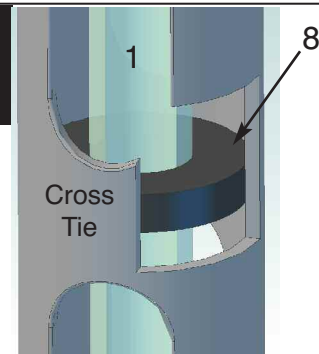
Conventional Bare Glass Tube

Internal fluid pressure in the valve body creates opposing loads on the two ends of the glass leading to **buckling** as the valve C-C and/or pressure increase, requiring de-rating for longer lengths



Model TE rated same pressure for all lengths, up to 144" OAL... NO DE-RATING for Length

Buckling prevented by **STABILIZER**® which restrains lateral movement of glass tube. Cross tie and stabilizer are positioned every 15" or less



5/8" Ø End Fitting, shorter end goes at bottom as shown, and rests on shoulder in lower gage valve; upper gage valve bored w deep recess to accept longer end fitting during installation

Item	Description	Material- wetted per NACE	Size	Wetted
1	Sight Tube	Borosilicate Glass, Clear	5/8" Ø x 3/32"	✓
2	Upper End Fitting	T316 SS	5/8" Ø x 1-7/8"	✓
3	Lower End Fitting	T316 SS	5/8" Ø x 1-1/8"	✓
4	Insert	T316 SS		✓
5	Armor	T304 SS	1-1/2" Ø	
6	Jam Nut	T304 SS	1-1/2" Hex	
7	Glass Seal	Viton (400°F max.)	2-208	✓
8	Stabilizer	Viton		